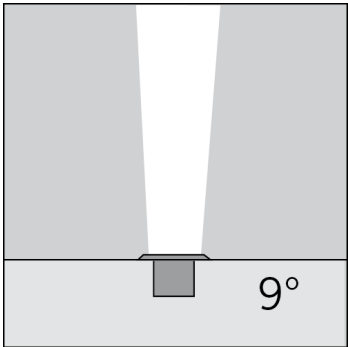
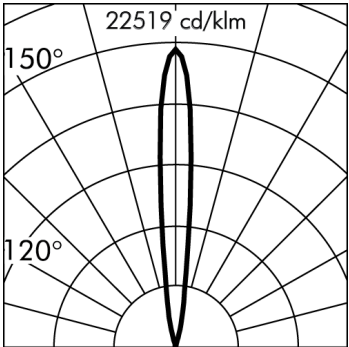
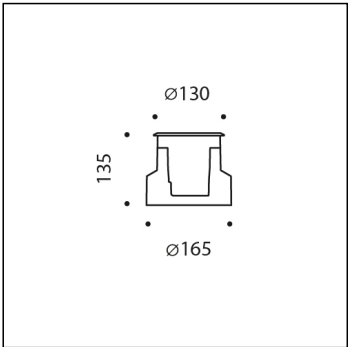


MINIZIP ROUND



h(m)	E(lx) 3000K	E(lx) 4000K
5.0	4.0	5.0
4.0	7.0	10.0
3.0	17.0	23.0
2.0	53.0	67.0
1.0	260.0	264.0

Item no longer in the catalogue.
New Item replacing S.8831W

S.8800W
3 module LED 3000K 220-240Vac ON-OFF
Inground walkover



Light Source Technical Data

Light source type:	LED
Colour temperature:	3000K
Rated module luminous flux:	426lm
Rated luminaire luminous flux:	327lm
Rated module power:	4.5W
Rated luminaire power:	6W
Luminaire efficacy:	55lm/W
Color Rendering Index:	CRI 90
Standard Deviation Color Matching:	MacAdam step 3

Power Supply Technical Data

Voltage (AC):	220-240Vac
Frequency (AC):	50/60Hz
Voltage (DC):	176-275Vdc
Dimmable:	NOT DIMMABLE (ON-OFF)

Temperature and life time Technical Data

LED Lifetime:	L80 B10 70.000h Ta 25°C L80 B10 50.000h Ta 40°C
Lifespan of the LUMINAIRE:	min. 70.000h Ta 25°C min. 50.000h Ta 40°C
Performance ambient temperature:	Tq 25°C
Operating ambient temperature range:	da -20°C a +50°C
Storage temperature range:	da -20°C a +60°C

Technical Installation Data

Electrical insulation class:	I
Protection class IP:	IP65 IP67
Mechanical resistance:	IK09
Glass surface temperature:	37°C
Weight:	1.6Kg
Maximum load capacity:	1000Kg
Power cable:	0.5m - H07RN-F

MINIZIP ROUND
S.8800W**SPECS SHEET****LUMINAIRE TYPE**

Inground walk over fitting. Recessing depth 135 mm. IP rating IP 65 IP67

MATERIAL CHARACTERISTICS

"Copper Free" Aluminium die cast housing in EN AB-44100 with high resistance against corrosion. Stone wash surface treatment prior to painting process. 2 mm thick front trim in Stainless Steel - Grade AISI 316L with 2,5-3% molybdenum content. A4 grade Stainless Steel screws with 2,5-3% molybdenum content which increases the resistance against corrosion. Pre treated Silicone Gaskets. Painting Process : 3 Step Process

1) Surface treatment with BONDERITE. A heavy metal free chemical surface treatment containing ceramic nano particles giving a cohesive, inorganic and highly dense protective coating. 2) PRE POLYMERIZATION a process of introducing an epoxy primer with excellent characteristics to the paint which also offers very high resistance to oxidation due to its Zinc content. 3) POLYMERIZATION a process with the application of polyester powder with high resistance against UV rays and harsh weather conditions. Resistance test protection for Marine applications for 1200h. Mechanical resistance IK 09 Maximum load capacity 1000 Kg

LIGHTING PERFORMANCE

Toughened semiacid-etched glass 8mm thick. Lamp adjustable $\pm 15^\circ$ position. LOR --

LOW SURFACE TEMPERATURE

Surface temperature of glass 37°C (Ta 25°C)

RECESSING BOX

Polypropylene recessing box with cable entry on all 4 sides also allows: 1) Easy wiring; 2) Cable management for fast connector; 3) Easy access to the fitting for maintenance purposes.

WIRING

Supply 0.5m cable section type H07RN-F secured by cable gland PG 13.5 ($\varnothing 6 \div 12$ mm) and sealed with B component epoxy resin, wired internally protected by silicon sheaths. Front re-lamping without removing the complete fitting . Isolation: CLASS I . Available colours: Stainless steel (cod.19). Weight: 1.6 Kg Glow Wire test: 850°C

LED module included

This luminaire contains built-in LED modules. In case of damage or malfunction please contact the manufacturer to receive additional instructions on how to replace and relative spare parts to order. The LED modules cannot be handled in the luminaire by the end user.

LED modules are engineered accordingly to the existing regulations of Lumen Maintenance (LM80) and Technical Memorandum (TM21), where uniformity and quality of the light is 70,000 hours referred to L80 B10 Ta 25 ° C (50,000 hours referable to L80 B10 Ta 40°C). Lifespan of the luminaire min. 70.000 hours Ta 25°C, min. 50,000 hours at 40°C. Performance Ambient temperature Tq 25°C. Operating ambient temperature range is from -20°C to +50°C. Storage temperature range from -20°C to +60°C.

ELECTRONIC EQUIPMENT SENSITIVE TO OVERVOLTAGE.

We recommend installing surge protection devices "SPD" in the electrical system. Protection devices prevent the intensity of these phenomena's, protecting the appliances from the risk of being damaged and extending the lifespan. Outdoor luminaires are subject to all types of permanent, temporary, or transient electrical disturbances. Such disturbances can create permanent damage or failure affecting its performance and durability. The surge protection device (supplied by SIMES) is utilized to limit the destructive effect of these phenomena. We suggest that each luminaire must be connected to one protection device at not more than 10m away. For correct coordination of the protections, a surge protection device must also be provided inside the electrical panel of the system (the selection of this device must be carried out from the electrical designer and is not supplied by SIMES).

MINIZIP ROUND
S.8800W**ACCESSORIES****S.2498****SURGE PROTECTION DEVICE 10kV CLASS I**

Compatible with all lighting fixtures classified under electrical Protection Class I Rated voltage 230-277V SPD type 2+3 Max Surge Protection 10kV IP67

EACH FIXTURE MUST BE CONNECTED TO ONE SINGLE SURGE PROTECTION DEVICE AT A DISTANCE OF NO MORE THAN 10m AWAY.

**S.2495****DALI2 RELAY SWITCH for ON-OFF (NOT DIMMABLE) 230V LUMINAIRES**

Allows to make a remote controll of ON-OFF not dimmable 230V luminaires via DALI2 protocol. IP20 Max nominal load 1000VA Max switching current 8A Max inrush current 80A Dimensions 32,5mm x 15mm x 58,5mm NB: the Luminaire can be controlled remotely in ON-OFF mode only and not in dimmed mode.

The total quantity of the Inrush currents of the luminaires/fixtures that you want to connect to the DALI2 RELAY SWITCH, must not exceed the maximum value of 80A.

**S.2496****DALI2 RELAY SWITCH for ON-OFF (NOT DIMMABLE) 230V LUMINAIRES**

Allows to make a remote controll of ON-OFF not dimmable 230V luminaires via DALI2 protocol. IP67 Max nominal load 1000VA Max switching current 8A Max inrush current 80A Dimensions 175,5mm x 86,5mm x 43mm NB: the Luminaire can be controlled remotely in ON-OFF mode only and not in dimmed mode.

The total quantity of the Inrush currents of the luminaires/fixtures that you want to connect to the DALI2 RELAY SWITCH, must not exceed the maximum value of 80A.