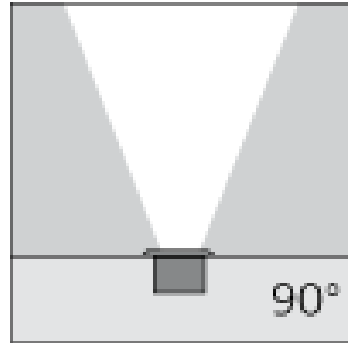
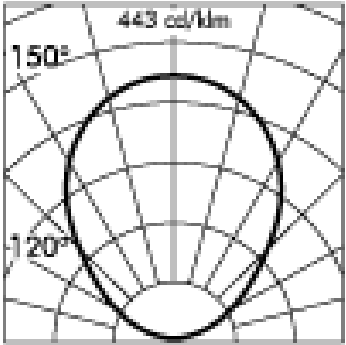
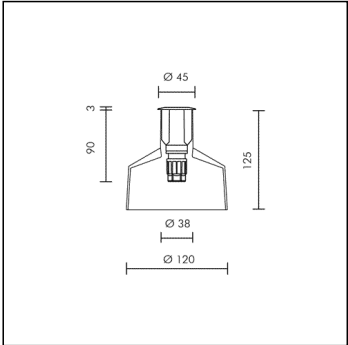


NANOLED WALK-OVER ROUND 45mm



h(m)	E(lx) 3000K	E(lx) 4000K
2.5	0	0
2.0	0	0
1.5	0	1
1.0	1	2
0.5	3	7

Item no longer in the catalogue.  
New Item replacing S.3330W

**S.3230W**  
1 module LED 3000K 24Vdc DIMMABLE PWM  
Inground walkover



\*Photometric measured using COLD WHITE LED 6650K

Light Source Technical Data

Light source type:	LED
Colour temperature:	3000K
Rated module luminous flux:	55lm
Rated luminaire luminous flux:	18lm
Rated module power:	1.25W
Rated luminaire power:	1.25W
Luminaire efficacy:	14lm/W
Color Rendering Index:	CRI 80

Power Supply Technical Data

Voltage (DC):	24Vdc
See the SIMES power supply accessories list on the following pages	
PWM Frequency	
NB: Do not use the Remote Power	
Supply operating at a frequency higher than that indicated	<600Hz
Dimmable:	PWM

Temperature and life time Technical Data

LED Lifetime:	L80 B10 70.000h Ta 25°C
	L80 B10 50.000h Ta 40°C
Lifespan of the LUMINAIRE:	min. 70.000h Ta 25°C
	min. 50.000h Ta 40°C
Performance ambient temperature:	Tq 25°C
Operating ambient temperature range:	da -20°C a +50°C
Storage temperature range:	da -20°C a +60°C

Technical Installation Data

Electrical insulation class:	III
Protection class IP:	IP67
Mechanical resistance:	IK09
Glass surface temperature:	40°C
Weight:	0.2Kg
Maximum load capacity:	1000Kg
Power cable:	1.5m - H05RN-F

**NANOLED WALK-OVER ROUND 45mm  
S.3230W****SPECS SHEET****LUMINAIRE TYPE**

Inground walk over fitting. Recessing depth 125 mm. IP rating IP 67

**MATERIAL CHARACTERISTICS**

Polycarbonate structure and diffuser. 2 mm thick front trim in Stainless Steel - Grade AISI 316L with 2,5 -3% molybdenum content, with high resistance against corrosion. The polycarbonate body is cast together with the stainless steel ring as a single piece. Absence of screws (the luminaire is fixed to the recessing box through clips). Recessing box in polypropylene. Mechanical resistance of diffuser IK 09 Maximum load capacity 1000 Kg

**LIGHTING PERFORMANCE**

Polycarbonate diffuser. Lamp fixed position. LOR --

**LOW SURFACE TEMPERATURE**

Surface temperature of glass 40°C (Ta 25°C)

**RECESSING BOX**

Polypropylene recessing box with cable entry on all 2 sides also allows: 1) Easy wiring; 2) Cable management for IP67 fast connector; 3) Easy access to the fitting for maintenance purposes.

**WIRING**

Luminaire supplied with fast connector. Isolation: CLASS III . Available colours: Stainless steel (cod.19). Weight: 0.2 Kg Glow Wire test: 750°C

**LED module included****NANOLED PATENTED 2013**

**This luminaire contains built-in LED modules. In case of damage or malfunction please contact the manufacturer to receive additional instructions on how to replace and relative spare parts to order. The LED modules cannot be handled in the luminaire by the end user.**

**LED modules are engineered accordingly to the existing regulations of Lumen Maintenance (LM80) and Technical Memorandum (TM21), where uniformity and quality of the light is 70,000 hours referred to L80 B10 Ta 25 ° C (50,000 hours referable to L80 B10 Ta 40°C). Lifespan of the luminaire min. 70.000 hours Ta 25°C, min. 50,000 hours at 40°C. Performance Ambient temperature Tq 25°C. Operating ambient temperature range is from -20°C to +50°C. Storage temperature range from -20°C to +60°C.**

## NANOLED WALK-OVER ROUND 45mm S.3230W



### ACCESSORIES

**S.3400****POWER SUPPLY NOT DIMMABLE 10W 230Vac/24Vdc IP20**

In: 240V Alternate Current

Out: 24V Direct Current.

The Total power of all connected luminaires may not be higher than the power of the driver. Dimensions: 120 x 35 x 20 mm.

WE SUGGEST TO USE ONE SURGE PROTECTION DEVICE (S.2499) FOR EACH REMOTE DRIVER AT A DISTANCE OF NO MORE THAN 10m AWAY.

**S.3401****POWER SUPPLY NOT DIMMABLE IN BOX 10W 230Vac/24Vdc IP55  
MAX 6 OUTPUTS**

(Electronic power supply included)

Dimensions: 230 x 210 x 80 mm.

Cable IN: 2 with cable glands PG11

Cable OUT: 6 with cable glands PG11

IP55 CLASS II The Total power of all connected luminaires may not be higher than the power of the driver.

WE SUGGEST TO USE ONE SURGE PROTECTION DEVICE (S.2499) FOR EACH REMOTE DRIVER AT A DISTANCE OF NO MORE THAN 10m AWAY.