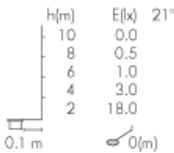
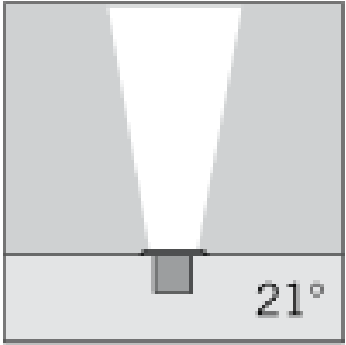
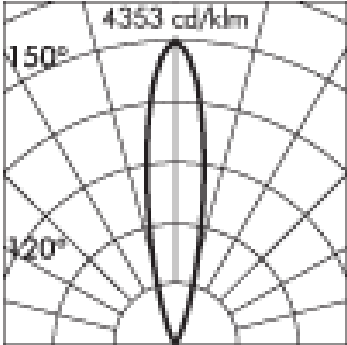
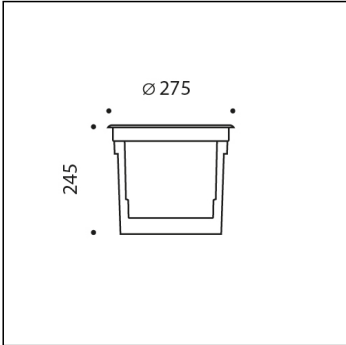


MEGAZIP ROUND



Item no longer in the catalogue.

S.8534
7 module LED RGB 230-240Vac ON-OFF
Inground walkover



Light Source Technical Data

Light source type:	LED RGB
Rated luminaire luminous flux:	382lm
Rated luminaire power:	12W
Luminaire efficacy:	32lm/W

Power Supply Technical Data

Voltage (AC):	230-240Vac
Frequency (AC):	50Hz
Dimmable:	NOT DIMMABLE (ON-OFF)

Temperature and life time Technical Data

LED Lifetime:	L80 B10 70.000h Ta 25°C
	L80 B10 50.000h Ta 40°C
Lifespan of the LUMINAIRE:	min. 70.000h Ta 25°C
	min. 50.000h Ta 40°C
Performance ambient temperature:	Tq 25°C
Operating ambient temperature range:	da -20°C a +50°C
Storage temperature range:	da -20°C a +60°C

Technical Installation Data

Electrical insulation class:	I
Protection class IP:	IP67
Mechanical resistance:	IK09
Glass surface temperature:	40°C
Weight:	5.7Kg
Maximum load capacity:	1000Kg
Power cable:	0.5m - H07RN-F

MEGAZIP ROUND
S.8534**SPECS SHEET****LUMINAIRE TYPE**

Inground walk over fitting. Recessing depth 240 mm. IP rating IP 67

MATERIAL CHARACTERISTICS

"Copper Free" Aluminium die cast housing in EN AB-44100 with high resistance against corrosion. Stone wash surface treatment prior to painting process. 2 mm thick front trim in Stainless Steel - Grade AISI 316L with 2,5-3% molybdenum content. A4 grade Stainless Steel screws with 2,5-3% molybdenum content which increases the resistance against corrosion. Pre treated Silicone Gaskets. Painting Process : 3 Step Process

1) Surface treatment with BONDERITE. A heavy metal free chemical surface treatment containing ceramic nano particles giving a cohesive, inorganic and highly dense protective coating. 2) PRE POLYMERIZATION a process of introducing an epoxy primer with excellent characteristics to the paint which also offers very high resistance to oxidation due to its Zinc content. 3) POLYMERIZATION a process with the application of polyester powder with high resistance against UV rays and harsh weather conditions. Resistance test protection for Marine applications for 1200h. Mechanical resistance IK 09 Maximum load capacity 1000 Kg

LIGHTING PERFORMANCE

The spectral distribution of the light is intended to change the appearance of the scene or object lit. Not intended for use in other applications. Reflector in 99.98% pure anodized aluminium . Toughened semiacid-etched glass 12mm thick. Lamp adjustable $\pm 15^\circ$ position. LOR --

LOW SURFACE TEMPERATURE

Surface temperature of glass 40°C (Ta 25°C)

RECESSING BOX

Polypropylene recessing box with cable entry on all 4 sides also allows: 1) Easy wiring; 2) Cable management for IP68 fast connector; 3) Easy access to the fitting for maintenance purposes.

WIRING

Supply 0.5m cable section type H07RN-F secured by cable gland PG 13.5 ($\varnothing 6 \div 12$ mm) and sealed with B component epoxy resin, wired internally protected by silicon sheaths. Front re-lamping without removing the complete fitting . Isolation: CLASS I . Available colours: Stainless steel (cod.19). Weight: 5.7 Kg Glow Wire test: 850°C

LED module included

This luminaire contains built-in LED modules. In case of damage or malfunction please contact the manufacturer to receive additional instructions on how to replace and relative spare parts to order. The LED modules cannot be handled in the luminaire by the end user.

LED modules are engineered accordingly to the existing regulations of Lumen Maintenance (LM80) and Technical Memorandum (TM21), where uniformity and quality of the light is 70,000 hours referred to L80 B10 Ta 25 ° C (50,000 hours referable to L80 B10 Ta 40°C). Lifespan of the luminaire min. 70.000 hours Ta 25°C, min. 50,000 hours at 40°C. Performance Ambient temperature Tq 25°C. Operating ambient temperature range is from -20°C to +50°C. Storage temperature range from -20°C to +60°C.

ELECTRONIC EQUIPMENT SENSITIVE TO OVERVOLTAGE.

We recommend installing surge protection devices "SPD" in the electrical system. Protection devices prevent the intensity of these phenomena's, protecting the appliances from the risk of being damaged and extending the lifespan. Outdoor luminaires are subject to all types of permanent, temporary, or transient electrical disturbances. Such disturbances can create permanent damage or failure affecting its performance and durability. The surge protection device (supplied by SIMES) is utilized to limit the destructive effect of these phenomena. We suggest that each luminaire must be connected to one protection device at not more than 10m away. For correct coordination of the protections, a surge protection device must also be provided inside the electrical panel of the system (the selection of this device must be carried out from the electrical designer and is not supplied by SIMES).

MEGAZIP ROUND

S.8534



ACCESSORIES



S.2459
SURFACE-BOX 30MM DEPTH FOR TOUCHPANEL S.2451/S.2456
 Square surface mounting box, 30 mm depth, for 1- or 2-reduced-module Idea and 2 module Eikon and Plana with relevants mounting frames and cover plates, white. To be installed on insulating non-perforated or metallic with earth connection surfaces. Dimensions 83mmx83mmx30mm



S.2498
SURGE PROTECTION DEVICE 10kV CLASS I
 Compatible with all lighting fixtures classified under electrical Protection Class I Rated voltage 230-277V SPD type 2+3 Max Surge Protection 10kV IP67
EACH FIXTURE MUST BE CONNECTED TO ONE SINGLE SURGE PROTECTION DEVICE AT A DISTANCE OF NO MORE THAN 10m AWAY.



S.2450
RGBW DMX MULTIZONE REMOTE CONTROL
 The RGBW remote control is a 4 zones control with a color wheel for changing the color and a slider touch for adjusting the light brightness. Color and brightness is displayed by color light indicator present on the device. The remote connects to any RF device within effective distance (30 meters in open space) and keeps the effect in sync. The device is compatible with the RGBW 4 Zone TOUCH-PANEL (item code S.2451) and/or with the signal EBOX CONVERTER (item code S.2460).



S.2451
TOUCH PANEL RGBW DMX 4 ZONE
 - Adopts capacitive touch control technology on the full color wheel, make LED color selection more user-friendly. - Adopt wireless RF and wired DMX512 protocol 2 in 1 control mode, more flexible and convenient for project installation. - Advanced RF wireless sync/zone control technology, make sure dynamic color modes synchronously among multiple Ebox converter boxes. - Four zones can be combined arbitrarily, for example: zone 1 and zone 2 as a group, or zone 1, zone 3, zone 4 as a group, or all the 4 zones as a group. - Support multiply panels linkage control, no quantity limitation. - Touch keys with chord and LED indicator. - Compatible with the RGBW REMOTE CONTROL (S.2450) and/or APP control through the GATEWAY WIFI -106 box (S.2465) and/or with the EBOX CONVERTER (S.2460). - In wireless connection the device communicates with any RF device within effective distance (30 meters in open space). - No limit the quantity of signal Ebox converter boxes in each zone, and all color modes keep synchronously. In case of wireless connection and as any other WIFI product, should not be placed in a metal enclosure or next to large metal structure. Metal will effectively block all radio signals which are crucial to the operation of the product.



S.2460
SIGNAL CONVERTER EBOX DMX
 EBOX-DMX wireless box is a wireless communication protocol and converts the RF signal into DMX. It is compatible with all DMX luminaire products on the market. This wireless technology application, has removed the complex cabling procedure and expensive technical commissioning fee, to make it become more easier for new or retrofit installations. The IP66 device is compatible with the RGBW 4 Zone TOUCH-PANEL (S.2451/S.2456) and/or with the REMOTE CONTROL (S.2450/S.2455) and/or APP control through the GATEWAY WIFI -106 box (S.2465).
 In case of wireless connection and as any other WIFI product, should not be placed in a metal enclosure or next to large metal structure. Metal will effectively block all radio signals which are crucial to the operation of the product.



S.2461
SIGNAL REPEATER WIRELESS FOR EBOX DMX
 IP66 Wireless extender box is a wireless signal extension, it is not necessary to pair via its factory default setting, greatly ensures its stability and wide controlling area among wireless communication devices, removing the complex cabling procedure, to make it become more easier for new or retrofit installations. Please set up all controller and Ebox converters before adding the wireless repeater boxes. Works with GATEWAY WIFI 106 BOX (S.2465), TOUCH PANEL (S.2451) and with the SIGNAL EBOX CONVERTER (S.2460).
 As any other WIFI product, should not be placed in a metal enclosure or next to large metal structure. Metal will effectively block all radio signals which are crucial to the operation of the product.



S.2465
GATEWAY WIFI-106 BOX DMX
 The Gateway is a WiFi lighting control system, consisted of APP and WiFi remote controller to change the saved scenes (max. can call max. 4 scenes). Controls various types of LED lighting products. By installing the related App on our Android (4.0 or above) or iOS (IOS 8.0) mobile devices which support WiFi connection. With DIM, CT adjustment, RGB and RGBW changing 4 in 1 operation, plus 12 controller control function. You can connect directly your mobile device to the Gateway with router or without. The IP66 WIFI-106 gateway box must not be placed in a metal enclosure or next to large metal structure. Metal will effectively block all radio signals which are crucial to the operation of the product. **The GATEWAY, in order to function correctly, MUST be installed in combination with the TOUCH-PANEL (S.2451/S.2456). Moreover, it is compatible with the EBOX CONVERTER accessory (S.2460) ONLY when used in combination with the TOUCH-PANEL (S.2451/S.2456).**



S.2466
GATEWAY WIFI-108 BOX + MULTIZONE TOUCH PANEL RGBW DMX
 Multizone RGBW TOUCH-PANEL (refer to technical specification sheet code item S.2451) supplied together with a GATEWAY that allows an intelligent management control via smartphone / tablet in local mode (WIFI) and / or long-range control by cloud platform (3G / 4G). This gateway allows you to: Adjust the light brightness; Color change; Create Scenes; Timing function; Advanced programming of functions such as sunrise, sunset, etc.