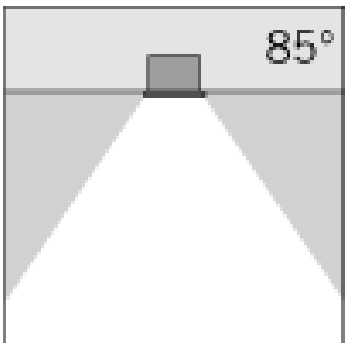
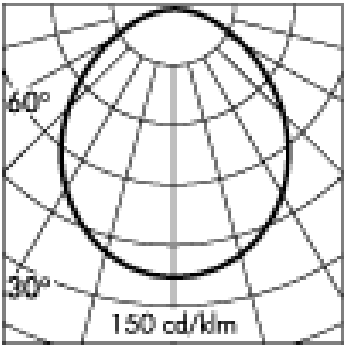
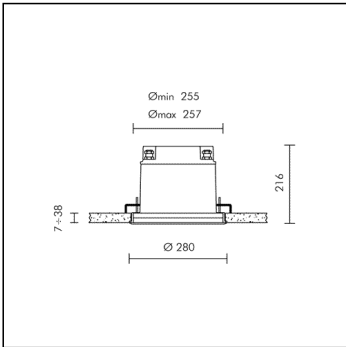


MEGAZIP DOWNLIGHT ROUND



85°		
h(m)	Ø(m)	E(lx)
1	1.83	223
2	3.65	56
3	5.48	25
4	7.31	14
5	9.13	9

Item no longer in the catalogue.

S.5574

TC-TEL 26W 1800lm Gx24q-3 230-240Vac ON-OFF
Ceiling recessed mounted



Light Source Technical Data

Light source type:	TC-TEL 26W
Colour temperature:	2700K
Rated module luminous flux:	1800lm
Rated luminaire luminous flux:	558lm
Rated module power:	26W
Rated luminaire power:	31W
Luminaire efficacy:	18lm/W

Power Supply Technical Data

Voltage (AC):	230-240Vac
Frequency (AC):	50Hz
Dimmable:	NOT DIMMABLE (ON-OFF)

Technical Installation Data

Electrical insulation class:	I
Protection class IP:	IP65
Mechanical resistance:	IK09
Weight:	4.8Kg

MEGAZIP DOWNLIGHT ROUND

S.5574



SPECS SHEET

LUMINAIRE TYPE

False ceiling-recessed down-light fitting. Recessing depth 216 mm. IP rating IP 65

MATERIAL CHARACTERISTICS

"Copper Free" Aluminium die cast housing in EN AB-44100 with high resistance against corrosion. Stone wash surface treatment prior to painting process. 2 mm thick front trim in Stainless Steel - Grade AISI 316L with 2,5-3% molybdenum content. A4 grade Stainless Steel screws with 2,5-3% molybdenum content which increases the resistance against corrosion. Pre treated Silicone Gaskets. Painting Process : 3 Step Process

1) Surface treatment with BONDERITE. A heavy metal free chemical surface treatment containing ceramic nano particles giving a cohesive, inorganic and highly dense protective coating. 2) PRE POLYMERIZATION a process of introducing an epoxy primer with excellent characteristics to the paint which also offers very high resistance to oxidation due to its Zinc content. 3) POLYMERIZATION a process with the application of polyester powder with high resistance against UV rays and harsh weather conditions. Resistance test protection for Marine applications for 1200h. Mechanical resistance IK 09

LIGHTING PERFORMANCE

Reflector in 99.98% pure anodized aluminium (with TC and HIT lamp version). Toughened acid-etched glass 12mm thick. Lamp fixed position. LOR 31%

INSTALLATION AND MAINTENANCE

The luminaires are fixed to the false ceiling by a heavy-duty bracket system, adjustable from inside the luminaire. Model comes with a steel safety wire. Front re-lamping without removing the complete fitting from the ceiling.

WIRING

Double cable entry with cable glands PG 13.5 (Ø 6÷12 mm) . Isolation: CLASS I . Available colours: Stainless steel (cod.19). Weight: 4.8 Kg Glow Wire test: 850°C

Lamp included.

EMERGENCY VERSIONS

On request the fittings could be provided with electronic ballast which operate both on AC (50/60Hz), both on DC (0Hz) voltage.

On request fittings are available with external battery capacity of 1 Hour or 3 Hours.

ELECTRONIC EQUIPMENT SENSITIVE TO OVERVOLTAGE.

We recommend installing surge protection devices "SPD" in the electrical system. Protection devices prevent the intensity of these phenomena's, protecting the appliances from the risk of being damaged and extending the lifespan. Outdoor luminaires are subject to all types of permanent, temporary, or transient electrical disturbances. Such disturbances can create permanent damage or failure affecting its performance and durability. The surge protection device (supplied by SIMES) is utilized to limit the destructive effect of these phenomena. We suggest that each luminaire must be connected to one protection device at not more than 10m away. For correct coordination of the protections, a surge protection device must also be provided inside the electrical panel of the system (the selection of this device must be carried out from the electrical designer and is not supplied by SIMES).

MEGAZIP DOWNLIGHT ROUND**S.5574****ACCESSORIES****S.2498****SURGE PROTECTION DEVICE 10kV CLASS I**

Compatible with all lighting fixtures classified under electrical Protection Class I Rated voltage 230-277V SPD type 2+3 Max Surge Protection 10kV IP67

EACH FIXTURE MUST BE CONNECTED TO ONE SINGLE SURGE PROTECTION DEVICE AT A DISTANCE OF NO MORE THAN 10m AWAY.

**S.5530****CONCRETE CEILING INSTALLATION KIT**

Kit : _ steel plate; _ round recessed box. Dimensions: Ø 260 mm h 245 mm