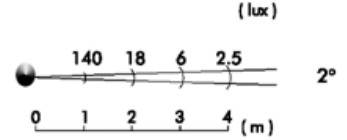
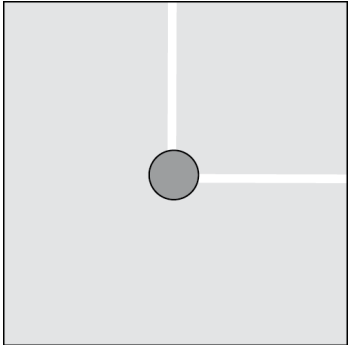
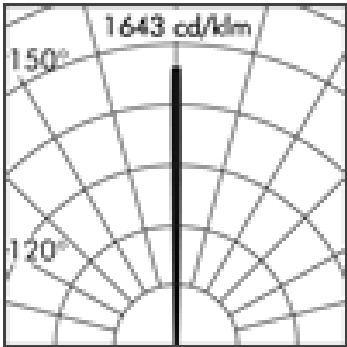
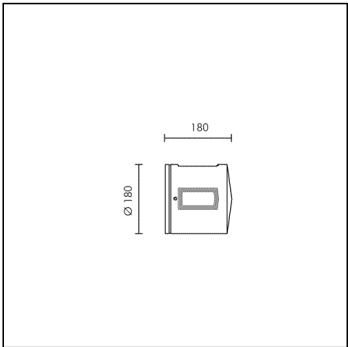



BLITZ 2 WINDOWS 90°



Item no longer in the catalogue.

S.4038
QT32 105W 1980lm E27 220-230Vac ON-OFF
Wall effects



Light Source Technical Data


Light source type:	QT32 105W
Colour temperature:	3000K
Rated module luminous flux:	1980lm
Rated luminaire luminous flux:	118lm
Rated module power:	105W
Rated luminaire power:	105W
Luminaire efficacy:	1lm/W

Power Supply Technical Data

Voltage (AC):	220-230Vac
Frequency (AC):	50/60Hz
Dimmable:	NOT DIMMABLE (ON-OFF)

Technical Installation Data

Electrical insulation class:	I
Protection class IP:	IP65
Mechanical resistance:	IK10
Weight:	3.2Kg

BLITZ 2 WINDOWS 90°**S.4038****SPECS SHEET****LUMINAIRE TYPE**

Wall mounted luminaire. IP rating IP 65

MATERIAL CHARACTERISTICS

Aluminium die cast housing in EN AB-47100 (low copper content) with high resistance against corrosion. Stone wash surface treatment prior to painting process. A4 grade Stainless Steel screws with 2,5-3% molybdenum content which increases the resistance against corrosion. Silicone gaskets. Painting Process : 3 Step Process

1) Surface treatment with BONDERITE. A heavy metal free chemical surface treatment containing ceramic nano particles giving a cohesive, inorganic and highly dense protective coating. 2) PRE POLYMERIZATION a process of introducing an epoxy primer with excellent characteristics to the paint which also offers very high resistance to oxidation due to its Zinc content. 3) POLYMERIZATION a process with the application of polyester powder with high resistance against UV rays and harsh weather conditions. Resistance test protection for Marine applications for 1200h. Mechanical resistance IK 10

LIGHTING PERFORMANCE

Luminaires come with toughened glass lenses already installed using the appropriate "lens-carrier slide". These may be substituted with coloured dichroic lenses. LOR 4%

INSTALLATION AND MAINTENANCE

A robust, die-cast aluminium cap is secured to the base with four stainless steel screws. Lamp holders are positioned on a steel base that is adjustable along different planes.


WIRING

Double cable entries with PG13,5 (Ø 6÷12 mm) cable glands. Isolation: CLASS I . Available colours: Aluminium grey (cod.14). Weight: 3.2 Kg Glow Wire test: 850°C

Lamp included.

ELECTRONIC EQUIPMENT SENSITIVE TO OVERVOLTAGE.

We recommend installing surge protection devices "SPD" in the electrical system. Protection devices prevent the intensity of these phenomena's, protecting the appliances from the risk of being damaged and extending the lifespan. Outdoor luminaires are subject to all types of permanent, temporary, or transient electrical disturbances. Such disturbances can create permanent damage or failure affecting its performance and durability. The surge protection device (supplied by SIMES) is utilized to limit the destructive effect of these phenomena. We suggest that each luminaire must be connected to one protection device at not more than 10m away. For correct coordination of the protections, a surge protection device must also be provided inside the electrical panel of the system (the selection of this device must be carried out from the electrical designer and is not supplied by SIMES).

BLITZ 2 WINDOWS 90°**S.4038****ACCESSORIES****S.2498****SURGE PROTECTION DEVICE 10kV CLASS I**

Compatible with all lighting fixtures classified under electrical Protection Class I Rated voltage 230-277V SPD type 2+3 Max Surge Protection 10kV IP67

EACH FIXTURE MUST BE CONNECTED TO ONE SINGLE SURGE PROTECTION DEVICE AT A DISTANCE OF NO MORE THAN 10m AWAY.

**S.3554****STAKE IN POLYPROPYLENE**

Colour: black (code 09)

Total length = 420 mm