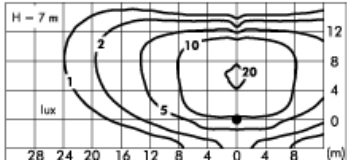
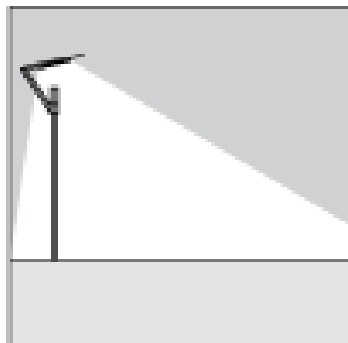
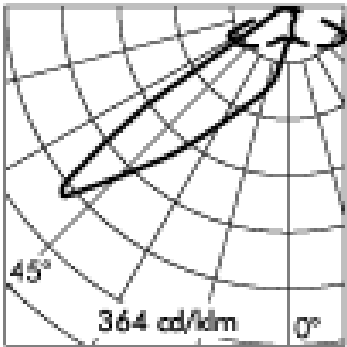
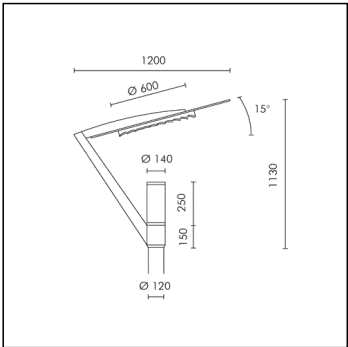


MINISLOT AVANT-GARDE ASYMMETRIC



Item no longer in the catalogue.

S.3954
HIT-CRI 150W 14000lm G12 230Vac ON-OFF
Urban lighting



Light Source Technical Data

Light source type:	HIT-CRI 150W
Colour temperature:	3000K
Rated module luminous flux:	14000lm
Rated luminaire luminous flux:	6160lm
Rated module power:	150W
Rated luminaire power:	149W
Luminaire efficacy:	41lm/W

Power Supply Technical Data

Voltage (AC):	230Vac
Dimmable:	NOT DIMMABLE (ON-OFF)

Technical Installation Data

Electrical insulation class:	II
Protection class IP:	IP65
Mechanical resistance:	IK08
Weight:	65.5Kg

MINISLOT AVANT-GARDE ASYMMETRIC
S.3954**SPECS SHEET****LUMINAIRE TYPE**

Post top luminaire. IP rating IP 65

MATERIAL CHARACTERISTICS

Aluminium die cast housing in EN AB-47100 (low copper content) and extruded EN AW-6060 with high resistance against corrosion. The holder is made of steel for mechanical strength and resistance to heavy atmospheric stress. The mirrors are affixed to an ultra-light plastic disk. The combined weight of mirror and polycarbonate disk is only 15 kg. Stone wash surface treatment prior to painting process. A4 grade Stainless Steel screws with 2,5-3% molybdenum content which increases the resistance against corrosion. Silicone gaskets. Painting Process : 3 Step Process

1) Surface treatment with BONDERITE. A heavy metal free chemical surface treatment containing ceramic nano particles giving a cohesive, inorganic and highly dense protective coating. 2) PRE POLYMERIZATION a process of introducing an epoxy primer with excellent characteristics to the paint which also offers very high resistance to oxidation due to its Zinc content. 3) POLYMERIZATION a process with the application of polyester powder with high resistance against UV rays and harsh weather conditions. Resistance test protection for Marine applications for 1200h. Mechanical resistance IK 08

LIGHTING PERFORMANCE

The optical system comprises : 1) Primary Reflector in 99.98% pure anodized aluminium inside the cylinder; 2) Secondary reflector with 88 multi-faceted mirrors, in polymers covered with 99.98% pure aluminium: the process of laying the aluminium layer down on the reflector's polymeric structure is carried out in a vacuum to provide exceptional reflective properties. A thin, transparent film provides protection from UV rays and environmental agents. The indirect light element creates a very pleasant light halo effect without any glare. Clear toughened glass 8 mm thick. LOR 44%

POLE CONNECTION

Pole head in painted aluminium with Ø 120 mm connection.


WIRING

Single cable entry sealed with B component epoxy resin, wired internally protected by silicon sheaths. Fast connector IP67 (Ø 6÷12 mm) supplied as standard for single cable connection. Isolation: CLASS II. Available colours: Aluminium grey (cod.14). Weight: 65.5 Kg Glow Wire test: -- Exposed windage area : 0,38 m²

Lamp not included.

MINISLOT AVANT-GARDE REGISTERED DESIGN**ELECTRONIC EQUIPMENT SENSITIVE TO OVERVOLTAGE.**

We recommend installing surge protection devices "SPD" in the electrical system. Protection devices prevent the intensity of these phenomena's, protecting the appliances from the risk of being damaged and extending the lifespan. Outdoor luminaires are subject to all types of permanent, temporary, or transient electrical disturbances. Such disturbances can create permanent damage or failure affecting its performance and durability. The surge protection device (supplied by SIMES) is utilized to limit the destructive effect of these phenomena. We suggest that each luminaire must be connected to one protection device at not more than 10m away. For correct coordination of the protections, a surge protection device must also be provided inside the electrical panel of the system (the selection of this device must be carried out from the electrical designer and is not supplied by SIMES).

MINISLOT AVANT-GARDE ASYMMETRIC**S.3954****ACCESSORIES****S.2499****SURGE PROTECTION DEVICE 10kV CLASS II**

Compatible with all lighting fixtures and electronic ballast accessories classified under electrical Protection Class II Rated voltage 230-277V SPD type 2+3 Max Surge Protection 10kV IP67
EACH FIXTURE MUST BE CONNECTED TO ONE SINGLE SURGE PROTECTION DEVICE AT A DISTANCE OF NO MORE THAN 10m AWAY.

**S.2809****POLE BASE COVER**

For pole with base and pole to be buried Ø102mm or Ø120mm. Die-cast aluminium housing.
ON REQUEST special version of POLE BASE COVER for cylindrical poles Ø 60mm or Ø 76mm

**S.2840****PLANTED ROOT for CYLINDRICAL POLE S.2846, S.2848**

h = 550 mm and bolts in galvanized steel with M16 threads. Suggested reinforced concrete footstall dimension:

A = 0.7 m

B = 1 m

Footstall dimension can be calculated according to your country norms and ground properties.

Footstall dimension can be calculated according to your country norms and ground properties.

WE RECOMMEND THE USE OF THE FOLLOWING ACCESSORIES

:

S.2846, S.2848 CYLINDRICAL POLE

**S.2848****H 6,0m Ø120mm CYLINDRICAL POLE WITH BASE**

Cylindrical shaped poles consisting of: straight circular section shaft, Ø 120mm, 3mm in thickness, total length 6,00m , single section built by using longitudinally welded tubes by induction welding (ERW) UNI EN 10219-2-ISO 4200

Suitable for installation to a planted root flange through a base plate 250x250x12mm in steel S355JO : Suggested reinforced concrete footstall dimension 1x1 h 0,7m. Footstall dimension can be calculated according to your country norms and ground properties.

The grade of steel used is S235JR (Fe360B) with material characteristics as per normative UNI EN 10025;

The surface protection treatment is done through hot dip galvanization.

Painting Process: PRE POLYMERIZATION a process of introducing an epoxy primer with excellent characteristics to the paint which also offers very high resistance to oxidation due to its Zinc content. POLYMERIZATION a process with the application of polyester powder with high resistance against UV rays and harsh weather conditions. Resistance test protection for Marine applications for 1500h.

MINISLOT AVANT-GARDE INSTALLED ON S.2848 POLE:
Finished product total height = 7.13 m

Cap COPE2826PVC.09 already installed.

WE RECOMMEND THE USE OF THE FOLLOWING ACCESSORIES

:

S.2840 PLANTED ROOT for CYLINDRICAL POLE

S.2809 POLE BASE COVER